



floor pattering guide

- Before you begin installation, ensure the floor is level.
 - Never assume a room is perfectly square-always begin by squaring off center at the center of the room and starting the pattern along one edge.
 - When calculating the quantity of tile needed, always add 10% to your calculated square footage to account for cutting and losses.
 - Each diagram equals 9 square feet.
 - A dark on the pattern indicates where tiles begin to repeat.
 - Random is not a pattern, but a specific look designed by the installer. Most random arrangements need to work on the percentages.*
 - Modular patterns, if laid according to this guide, will have a solid grout frame every three feet.
- | | |
|-----------|-----|
| 12" x 12" | 60% |
| 6" x 12" | 40% |
| 6" x 6" | 40% |


*When installing tile in a random configuration, the percentages of tile for the three sizes involved do not add up to 100%, in order to allow for different looks throughout the installation. These percentages will also allow for overage needed due to centering of the layout.




Divisible
33 pcs. per 100 s/f
12" x 12" 34%
67 pcs. per 100 s/f
6" x 12" 33%
134 pcs. per 100 s/f
6" x 6" 33%




Steppingstone
39 pcs. per 100 s/f
12" x 12" 39%
244 pcs. per 100 s/f
6" x 6" 61%



Herringbone
200 pcs. per 100 s/f
6" x 12" 100%




Brickwork Square
100 pcs. per 100 s/f
12" x 12" 100%




Hopscotch
80 pcs. per 100 s/f
12" x 12" 80%
80 pcs. per 100 s/f
6" x 6" 20%




Corner-Cut
192 pcs. per 100 s/f
6" x 12" 96%
8 pcs. per 100 s/f
6" x 6" 4%
(2 tiles are scored and cut to make corners)




Dido
67 pcs. per 100 s/f
12" x 12" 66%
132 pcs. per 100 s/f
6" x 6" 33%




Windmill
178 pcs. per 100 s/f
6" x 12" 89%
45 pcs. per 100 s/f
6" x 6" 11%




Basketweave Vertical
200 pcs. per 100 s/f
6" x 12" 100%



Footpath
200 pcs. per 100 s/f
6" x 6" 100%




Trellis
46 pcs. per 100 s/f
12" x 12" 46%
88 pcs. per 100 s/f
6" x 12" 44%
40 pcs. per 100 s/f
6" x 6" 10%




Diamond
100 pcs. per 100 s/f
12" x 12" 100%


INTERNATIONAL SLATE




Lacework
144 pcs. per 100 s/f
6" x 12" 70%
144 pcs. per 100 s/f
6" x 6" 30%




Brickwork
200 pcs. per 100 s/f
6" x 12" 100%




Corridor Modular
34 pcs. per 100 s/f
12" x 12" 34%
34 pcs. per 100 s/f
6" x 12" 16%
200 pcs. per 100 s/f
6" x 6" 50%




Corridor Layered
34 pcs. per 100 s/f
12" x 12" 34%
67 pcs. per 100 s/f
6" x 12" 32%
134 pcs. per 100 s/f
6" x 6" 34%




Brickwork Vertical Narrow
200 pcs. per 100 s/f
6" x 12" 100%




Circular Rectangular
200 pcs. per 100 s/f
6" x 12" 100%




Corridor Stacked
132 pcs. per 100 s/f
6" x 12" 66%
132 pcs. per 100 s/f
6" x 6" 34%



Corridor Vertical
100 pcs. per 100 s/f
6" x 12" 50%
200 pcs. per 100 s/f
6" x 6" 50%



Herringbone Inserted
112 pcs. per 100 s/f
6" x 12" 56%
178 pcs. per 100 s/f
6" x 6" 44%



Cobblestone
150 pcs. per 100 s/f
6" x 12" 75%
100 pcs. per 100 s/f
6" x 6" 25%