



No other roofing material matches slate for beauty or durability. A fine slate roof, properly installed, can last a century or more. That's why we offer a 75-year warranty.

Meets or Exceeds US and British Standards

Roofing products from International Slate & Stone meet the highest industry standards for strength and durability, meeting or surpassing all US ratings and passing the rigid British 680 with ease.

Exceptional Purity and Density

In fact, International Slate & Stone's Ebony roofing tiles are so smooth and dense they can be used for pool table surfacing or countertops. The slates are mined from deep within our rich-veined quarries. They're formed under tremendous pressure by the same geological forces that creates magnificent diamonds.

Rigid Ten-Step Testing

Once quarried and processed, our fine roofing slates must pass the rigid criteria set by our tough ten-step testing process. We reject all slates not meeting our own requirements.

Choice of Colors and Shapes

International Slate & Stone roofing tile are available in Antique Green,




Charcoal Gray, Desert Storm and Ebony.


We offer a choice of shapes, including fish scale, rectangular and square. If you do not see the shape you need, let us know and we will provide custom shapes to fit your project needs.




1102QX ANTIQUE GREEN



1103 CHARCOAL GRAY



1105 EBONY



1104C DESERT STORM

Custom Nail Holes and Scratch Lines

All nail holes are custom placed based on customer specifications. The tiles can be marked with "Scratch Lines" for easy placement—all at no additional cost.

Orders

The number of roofing squares in a crate varies from 3 roofing squares to 3.8 roofing squares per crate depending

on the dimensions of the tiles. Minimum order is four crates. Sorry, we cannot accept orders for partial crates. Your best pricing value is by the full container load.

For more information, contact us today at 1-810-919-1285.

ROOFING SLATE								
PRODUCT	COLOR	SPECIFICATION	PER 20' FCL		CRATES PER FCL	PCS PER ROOFERS SQ	WEIGHT PER ROOFERS SQ	NO ROOFER SQ PER 20' FCL
			FT2	PCS				
11102QX	ANTIQUE GREEN	16"X8"X1/4"	11,900	13,390	15	277	703	48
1103	CHARCOAL GREY	16"X8"X5/16"	8,970	10,090	15	277	933	36
		16"X10"X1/4"	11,810	10,630	15	222	709	48
		16"X10"X5/16"	14,220	8,000	15	222	942	36
1104B	DESERT STORM	16"X8"X3/8"	6,684	7,520	15	277	1252	27
		16"X10"X3/8"	6,772	6,050	15	222	1245	27
1105BJ	EBONY	16"X8"X1/4"	14,462	16,270	15	277	579	59
		16"X8"X5/16"	10,871	12,230	15	277	770	44
		16"X10"X1/4"	13,833	12,450	15	222	605	56
		16"X10"X5/16"	11,111	10,000	15	222	753	45
		20"X10"X1/4"	14,264	10,270	15	169	561	61
		20"X10"X5/16"	11,889	8,560	15	169	673	51
		24"X12"X1/4"	12,860	6,430	15	114	605	56
		24"X12"X5/16"	9,640	4,820	15	114	806	42